

# Chello Style Guide

Guide for Chello branding

Logo on white background



let's go!

Logo on dark background



App Icons

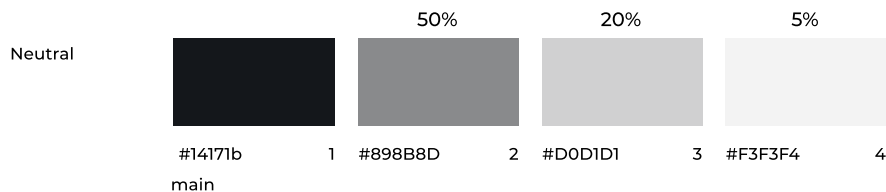


# Colour Palette

A palette of colours allowed to be used across the systems

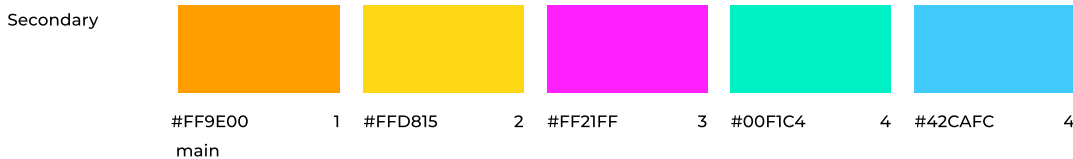
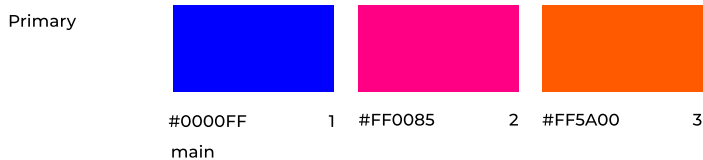
## Neutral

Neutral color is mainly used in a large part of the text interface, in addition to the background, borders, dividing lines, and other scenes are also very common. Neutral color definition needs to consider the difference between dark background and light background, while incorporating the WCAG 2.1 standard. The neutral colour is based on transparency, as shown below:



## Brand Colours

The brand colour is one of the most intuitive visual elements used that is used to embody product characteristics and communicate ideas. When selecting colours, it is important to understand how the brand colour is used in the user interface. In the basic color palette to choose the main colour, we recommend choosing the first colour palette. Application scenarios include: key action point, the operation status, important information highlighting, graphics and other scenes.



## Functional Colours

Functional colour represents a clear message as well as status, such as success, error, failure, reminder, link and so on. Functional colour selection need to comply with the user's basic understanding of colour. We suggest that the functional colours should be kept as consistent as possible under a set of product systems. Do not have too much customisation to interfere with the user's cognitive experience.



# Brand Elements

What is allowed to be used across the system

## Typography (10px, 12px, 14px, 16px, 20px)

FONT MONTSERRAT


Medium - 500 weight    **A B C D E F G H I J K L M N O P Q R S T U V W X Y Z**  
**a b c d e f g h i j k l m n o p q r s t u v w x y z**

Semibold - 600 weight    **A B C D E F G H I J K L M N O P Q R S T U V W X Y Z**  
**a b c d e f g h i j k l m n o p q r s t u v w x y z**

Bold - 700 weight    **A B C D E F G H I J K L M N O P Q R S T U V W X Y Z**  
**a b c d e f g h i j k l m n o p q r s t u v w x y z**

## Logo

## Artwork



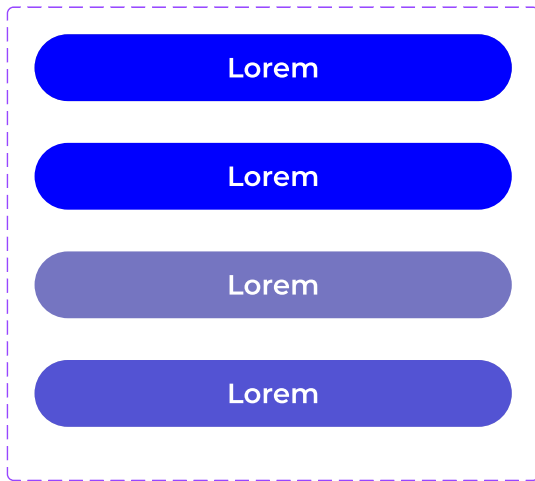
# CTA's

A graphical control element that provides the user a simple way to trigger an event

## Large CTAs

Filled buttons 48px - Used as main and primary CTAs on the outside area of flows - Such as Login, register etc

1



Default

Pressed

Disabled

Disable alternative proposal



# bottom navigation

A navigation element

## Bottom Navigation

1



### Coco Icon Pack

Style: Quirky and Fun

<https://www.figma.com/community/file/944228750903853832>

# Grids and specs

UI elements and content are then aligned to these columns.

## Divisible by 8

Only numbers that are divisible by 8 were used. Thus this is an 8px system grid

# Infield

A form field

## Infield Variants

1

<p>Infield</p> <input type="text"/>	Default
<p>Infield</p> <input type="text"/> <small>[placeholder]</small>	Error
<p>Infield</p> <input type="text"/> <small>Hint</small>	Helper
<p>Infield</p> <input type="text"/>	Disabled
<p>Infield</p> <input type="text" value=""/>	W/ icon